

OUR BUSINESS TO TĀTOU KAUPAPA

WHY

WE EXIST

Our core beliefs

VISION

To be the leading integrated visual communications service provider in New Zealand.

PURPOSE

To build a profitable, robust, and sustainable business.

MISSION

To deliver the best outcomes on our clients investment.

WHO

MATTERS MOST

Our key relationships

CLIENTS

Their proven end-to-end visual communications partner.

TEAM

The place for committed, forward-thinking team players to shape the future of visual communications.

PARTNERS & SUPPLIERS

The strategic partner of choice

INDUSTRY

The ones to watch.

COMMUNITY

A genuine contributor to New Zealand.

WHAT

WE'RE FOCUSED ON

Our strategic priorities

CLIENT SUCCESS

To understand and exceed our clients expectations.

BRAND POSITIONING

A distinctly innovative visual communications company, focused on driving client success through excellent work, committed to sustainability and our communities.

OPTIMAL WORKFLOW

An insatiable drive to do things better.

CAPABILITY & CULTURE

To develop the capability and culture to realise our strategic aspirations.

HOW

WE BEHAVE

Our cultural values

CUSTOMER CENTRIC

Everything we do has our clients front and centre.

CURIOSITY

An unrelenting passion to find new ideas and ways of thinking.

COLLABORATION

The scope of what we can collectively think, make and do is unparalleled.

WORK SMART

We do things better, smarter and faster which delivers happy clients and a healthy margin.

CRAFT & PRIDE

We have the skills, desire and character to deliver excellence.

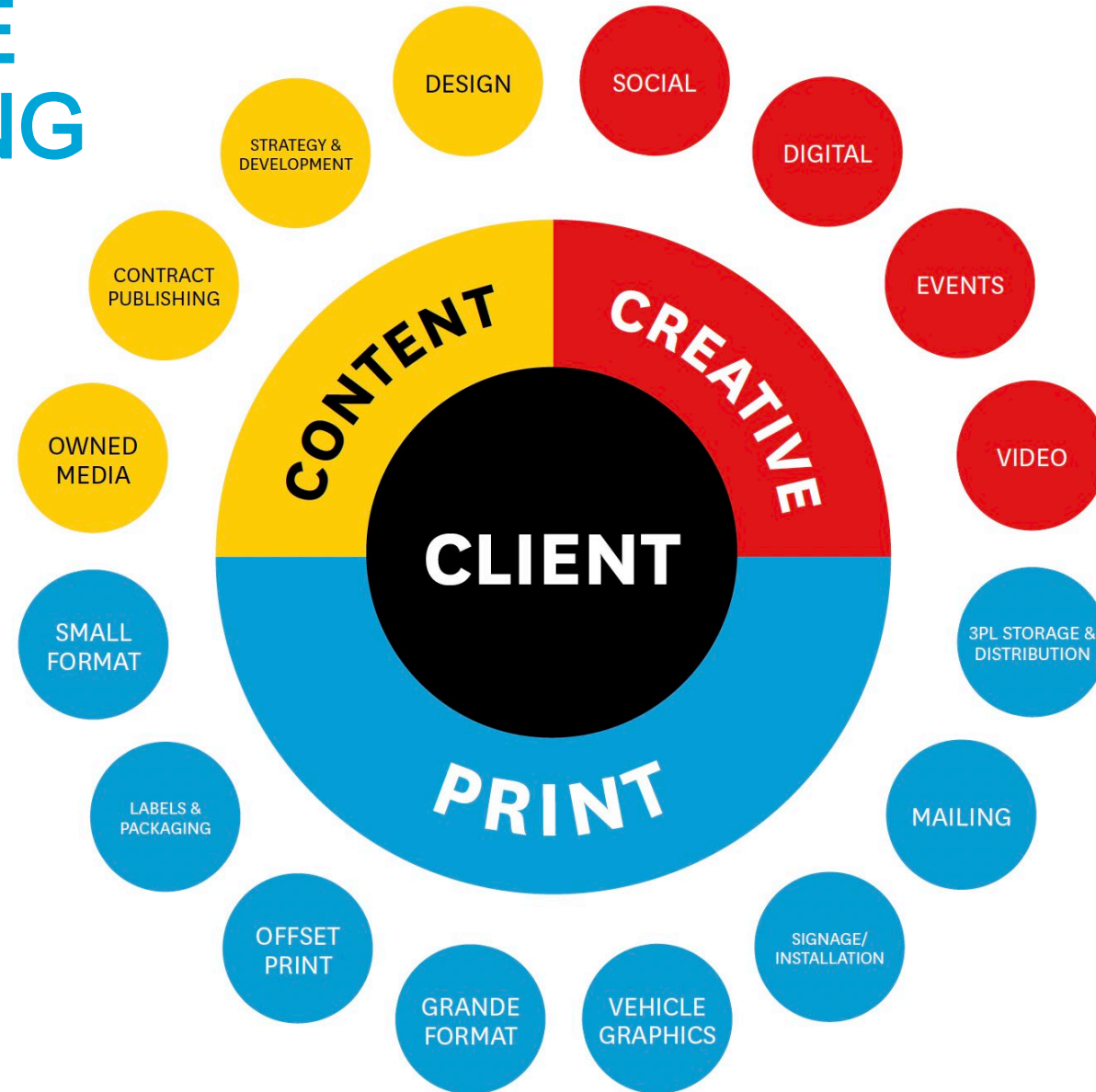
SUSTAINABILITY

We do the right thing for the community, the planet and our business.

WE WALK THE TALK

Talk is cheap. We measure in actions.

SERVICE OFFERING



SUSTAINABLE IS OUR DEFAULT SETTING

Here at SCG, we started our sustainability journey 20 years ago, and since then, it has remained at our core for everything we do.



Member of Climate Leaders Coalition



Foundation Supporter of Ad Net Zero



ACHIEVEMENTS

Here are the sustainability awards we have collected so far:

Sustainable 60 Awards 2011

Overall Medium Business

Heidelberg Eco Awards 2011

Finalist

NZI National Sustainable Business Network Awards 2013

Commendation Mega Efficiency Impact

Sustainable 60 Awards 2013

Supreme Award - Environment
Strategy & Governance - Overall Medium Business



Green Ribbon 2015

Reducing greenhouse gas omissions



Enviro-Mark Solutions Excellence Awards 2019

Winner - Excellence in Climate Action - Small Organisation



Sustainable Business Awards 2020

Climate Action Leader Award Winner



Pride in Print Awards 2022

Sustainable Business Award



TOWARDS ZERO WASTE

13 RECYCLING STREAMS



Mixed Paper



Shrinkwrap



Corflute



Food &
Compostibles



Recyclable tins,
plastic, glass



Flattened
Cardboard



Ink & ink tins




Wood &
MDF



Polystyrene




All E-waste
including CDs



Aluminium
plate



Toners &
cartridges



Soft-plastic

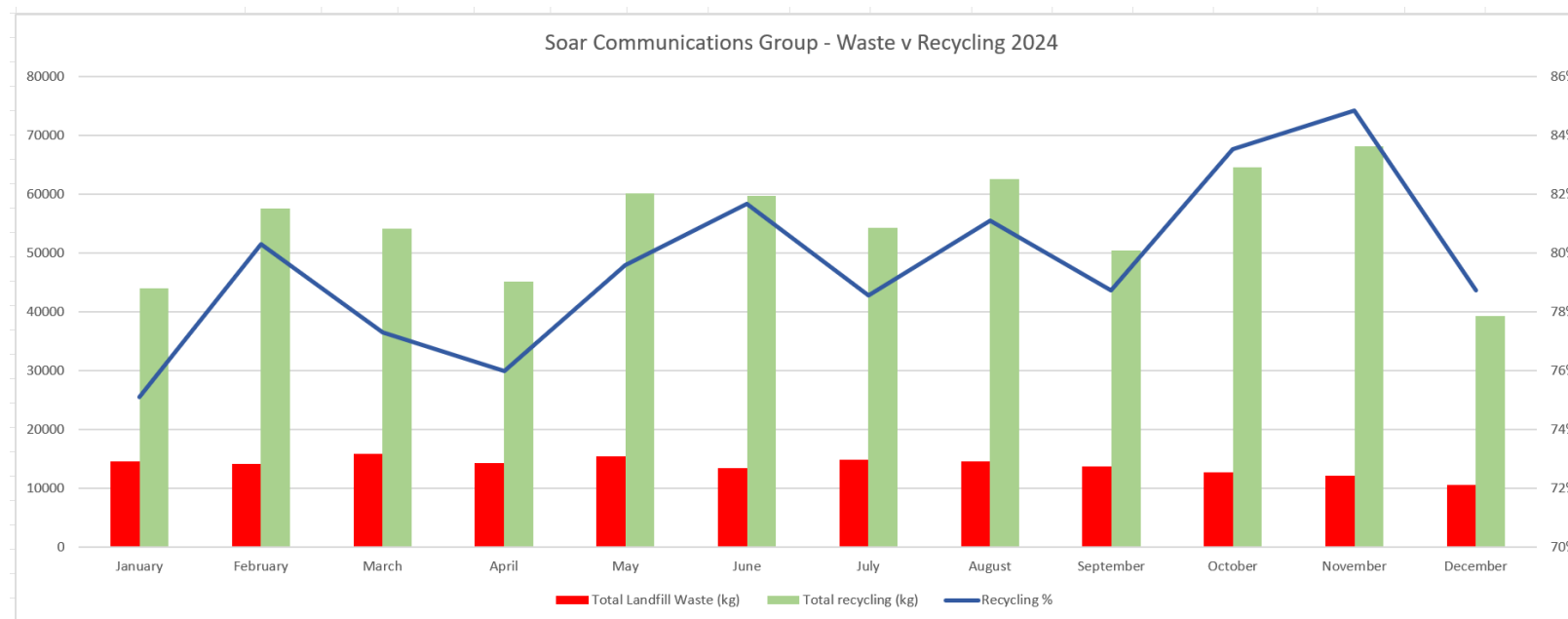


Waste to
landfill

TOWARDS ZERO WASTE

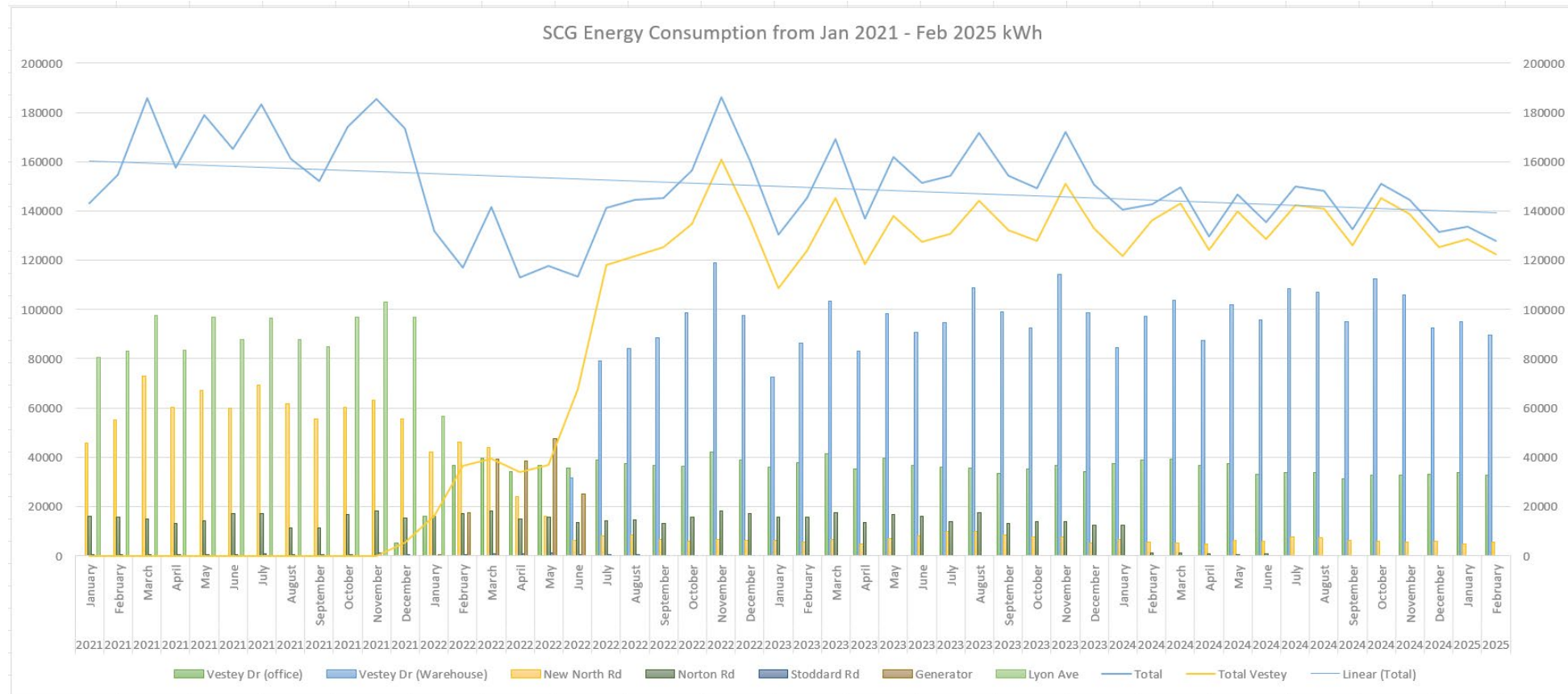
16% REDUCTION IN LANDFILL FROM 2023
80% DIVERTED TO RECYCLING

Tonnes	2024	2023	annual variance
Landfill	166.3	197.9	84%
Cardboard	85.1	100.4	85%
Paper	514.3	560.7	92%
Wood	14.8	19.4	77%
Metal	25.8	30.0	86%
Compost	0.4	0.7	60%
Plastic	19.4	7.4	261%
Containers	0.6	0.3	200%
total recycling	660.4	719.0	92%
Total by-product	826.1	916.6	90%
recycling % of total	80%	78%	



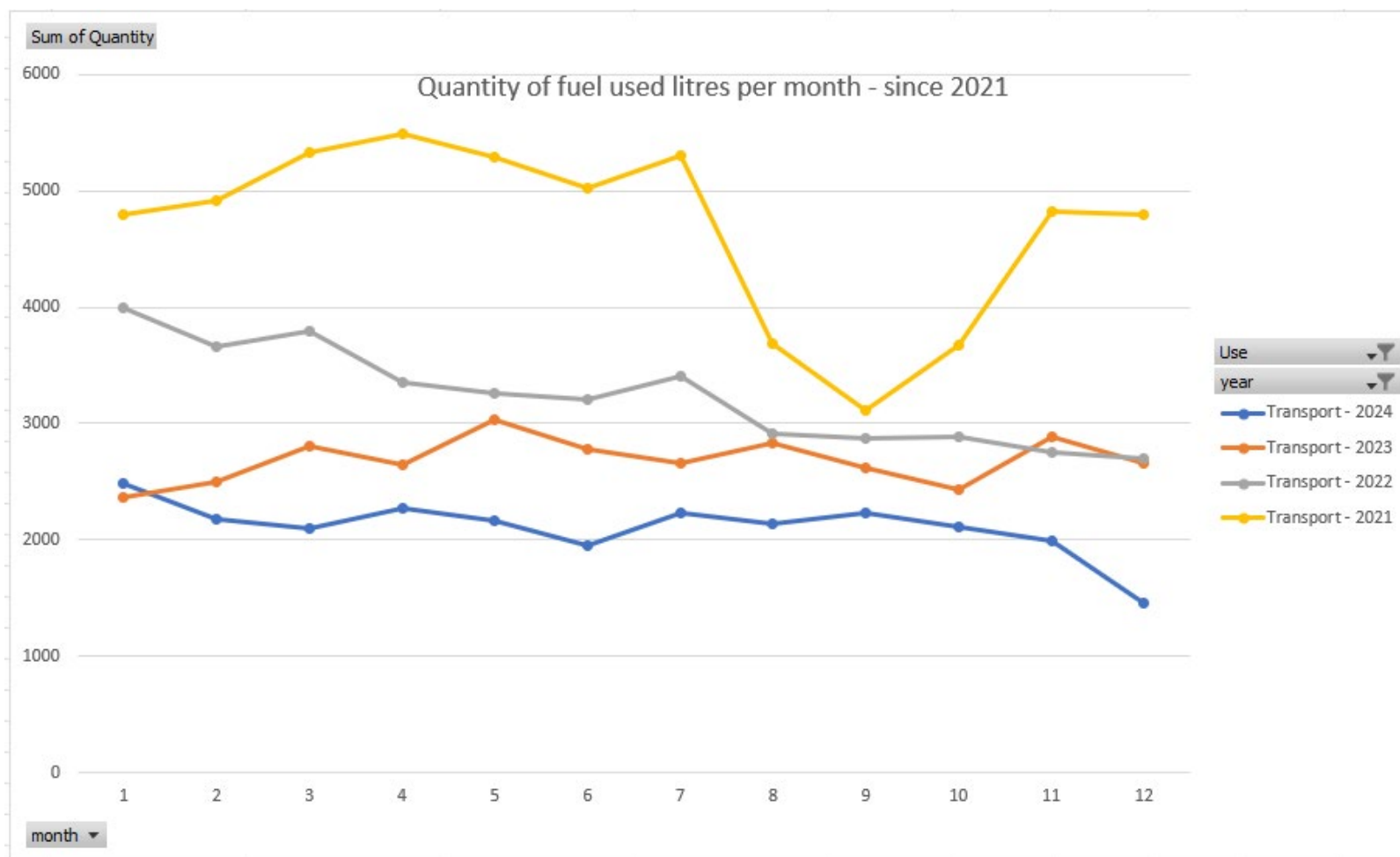
ENERGY CONSUMPTION

15.5% REDUCTION IN ELECTRICITY CONSUMPTION SINCE 2021



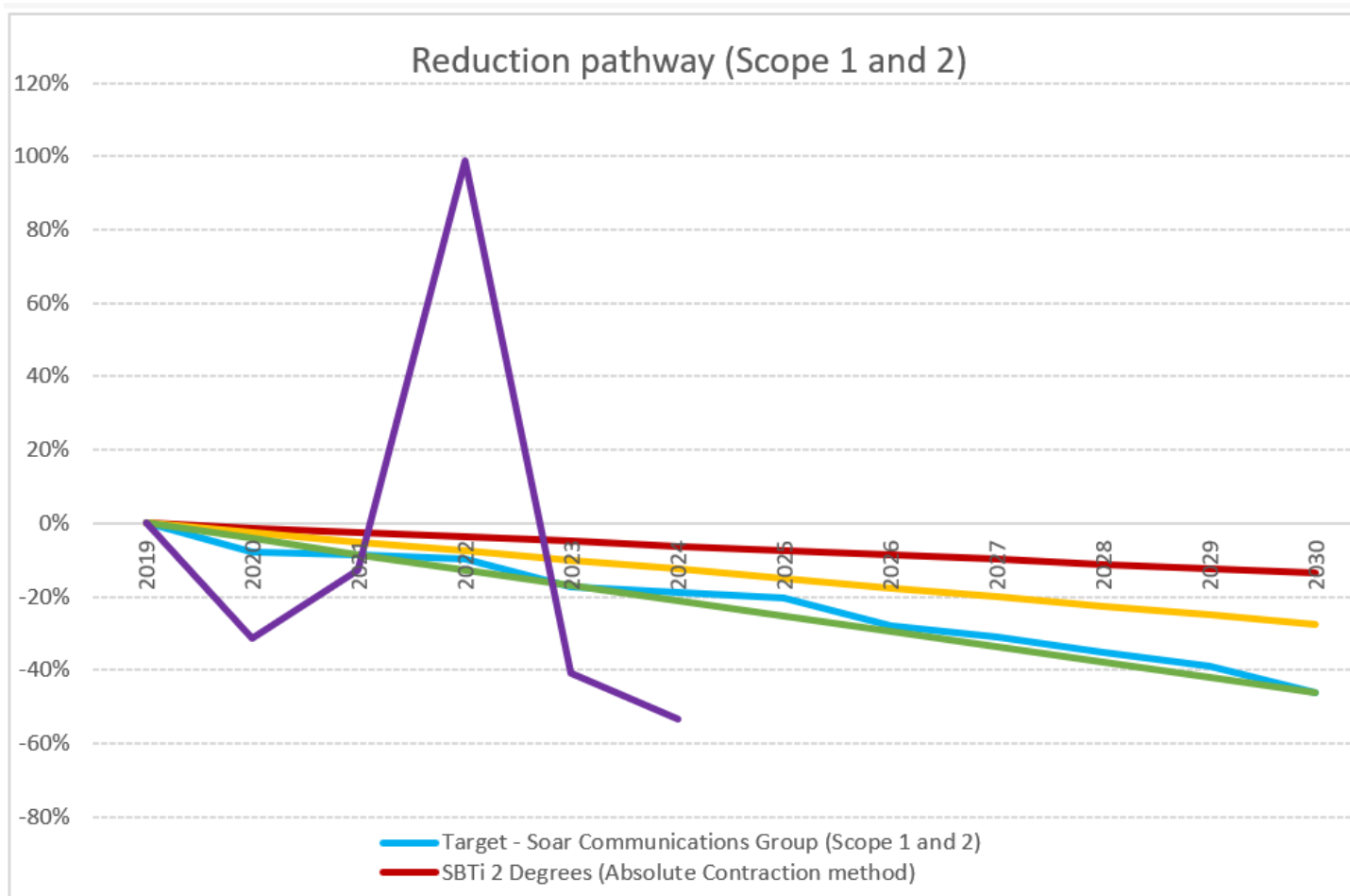
FUEL CONSUMPTION

45% REDUCTION IN FUEL CONSUMPTION SINCE 2021
70% OF THE FLEET ELECTRIFIED



CARBON EMISSIONS

53% REDUCTION IN MANDATORY SCOPE 1 AND 2 EMISSIONS COMPARED TO 2019 BASE YEAR



SCG SUSTAINABLE WATER POLICY

- Our People - train our staff by promoting water conservation and sustainable water use throughout our operations.
- Our Assets - by regularly reviewing our procurement policies and capital investments and maintaining our emergency response plans to mitigate risks to our operation.
- Our Community - Ensure we play our part to minimize the risks of environmental harm from spillages and wastewater contamination



WATER

47 % REDUCTION IN WATER CONSUMPTION SINCE 2019

Total usage	kilolitres	Variance from 2019
2019	3431	100%
2020	2856	83%
2021	3415	100%
2022	3292	96%
2023	2842	83%
2024	1613	47%

